



*Advanced*

# Electro Reflex Energizer (Advanced ERE™)

**A Full Body Experience...**



***Not just a Foot Massager ...***

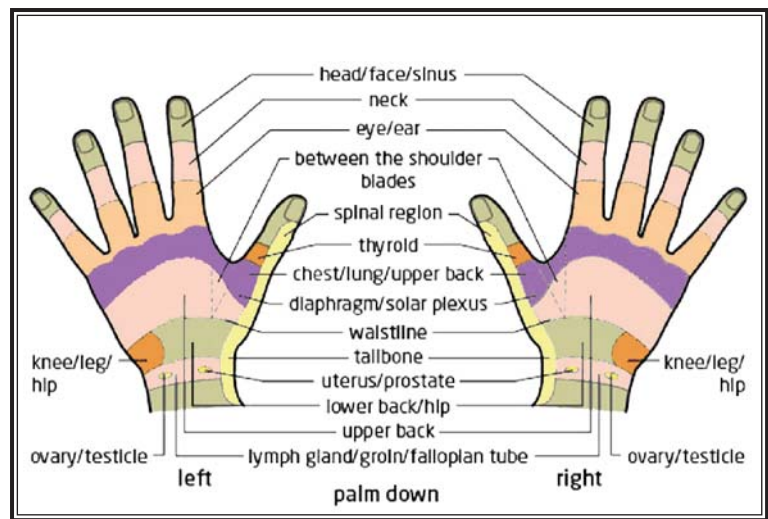
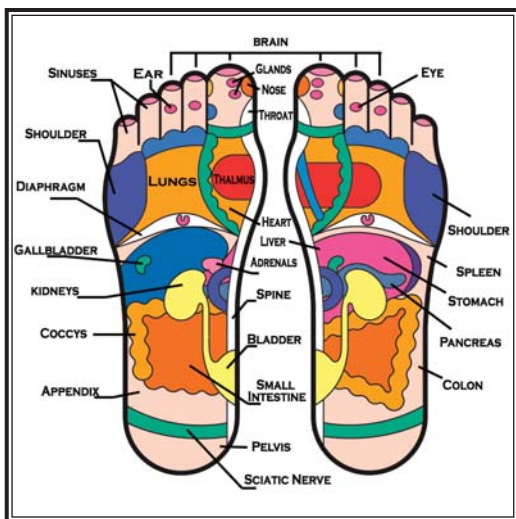
- Features and benefits based on the concept of Reflexology
- Low frequency stimulation of feet
- Allows the usage of 3 sets of Electro-pads at once
- Instant, soothing warmth on feet
- Able to use 3 sets of Electro-pads and foot massage mode at the same time

# What is Reflexology?

Reflexology is the art of reprogramming the atoms, cells, and electrons of the body to their original state through the triggering of signal points on the foot or hand. It is a science that deals with the principle that there are reflex areas in the feet and hands that correspond to all the glands, organs, and various parts of the body. Reflexology includes, but is not limited to relieving stress and tension, improving blood supply, promoting the unblocking of nerve impulses, and helping nature achieve homeostasis.

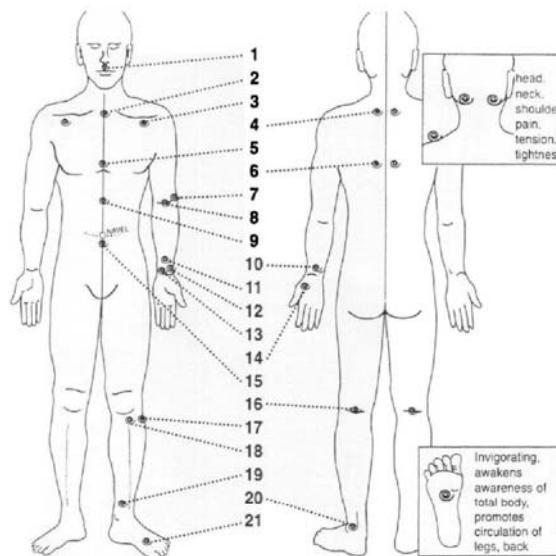
The feet have a fundamental relationship to the body. Signal points on the feet provide a link of communication to the major organs, muscles, and the circulatory, respiratory, digestive, elimination, reproductive, and skeletal systems. Reflexology is used to manage energy savings in the body, reduce stress, and build greater body awareness. It combats the effects of improper diet and environmental pollutants, and aligns the physical, mental, and emotional energies.

## Reflexology Foot and Hand Charts



## Reflex or Pressure Points

1. Lower back, emergency pressure point - fainting, unconsciousness.
2. Cough, hoarseness, sore throat, immune system.
3. Respiratory, chest cold, asthma, letting go/grief release.
4. Neck, shoulder, back, bones.
5. Pulmonary weakness, cough, chest pain, fluid buildup.
6. Mid-thoracic tension, blood, skin, heart.
7. Arm, skin.
8. Respiratory.
9. Upper abdomen.
10. Hand, ear.
11. Chest, heart, lungs, ribs.



12. Neck.
13. Emergency pressure point - anxiety, heart palpitations.
14. Face, head, eyes, ears, mouth, teeth.
15. Lower abdomen, bladder, intestines, male-female organs, energy storehouse.
16. Lower back, leg.
17. Leg, knee, muscles, tendons.
18. Upper abdomen, energizing point.
19. Lower abdomen, large intestine, bladder, male-female organs.
20. Foot, leg, upper back.
21. Chest, ribs, depression, nervous system.

**NOTE:** Points indicated above on the arm, hand, leg, or foot are located on both arms, hands, legs, or feet.

## Exclusive Features and Benefits:



**The Advanced Electro Reflex Energizer (Advanced ERE™)** is an instrument that helps reconnect broken or damaged electrical circuits within the body by stimulating it with the correct wave form, current, and frequency. When there is pain in the body there is electrical resistance, meaning the electrical signals between cells are suppressed. Consistent use of the Advanced ERE™ can help restore the flow of electricity through the painful area so that circuits remain turned on and healing can be promoted.

**The Advanced ERE™** is not just a foot massager; it is effective at producing an ultimate feeling of relaxation and body balancing. The Advanced ERE™ also gives one the option of using 3 sets of Electro-pads to pinpoint and stimulate additional areas, such as the neck, shoulders, back, and extremities. The pads are very effective on deep, severe bruising, particular muscle groups, and injury sites.

## Product Advantages:



**The Advanced ERE™ is a multi-functional modality that has many features including:**

- 1.Heated footpads to keep the feet warm and soothed by heat stimulation.
- 2.The Advanced ERE™ has a single remote control for ease of operation.
- 3.The remote control provides four modes of massage: pounding, relaxing, massage and auto-circulation.
- 4.Frequencies are 2 output buttons that allows the user to select the desired intensity level.
- 5.The remote control's internal timer can be set at 5 to 60 minutes intervals.
- 6.You can use 3 sets of Electro-pads and the foot massage mode at the same time.
- 7.Replaceable electro-pads used to pinpoint and stimulate additional areas such as the neck, shoulders, and back.
- 8.Portable and lightweight for travel use.
- 9.No other product compares to this low-frequency machine.

## Benefits derived from using the Advanced ERE™



- \* May improve local blood circulation
- \* May relieve stressful aches and pains
- \* May ease tension and reduce fatigue
- \* May assist in weight loss



## Directions:

Use your Advanced ERE™ to promote your well-being. Just 5-30 minutes a day with the Advanced ERE™ will not only help your feet feel better, it will further relax and revitalize your entire body.

## Easy steps to use the unit:

1. Put the Electro-pad onto any part of your body that you desire.
2. Place your clean feet (without socks) on the footplate, and ensure full contact between your feet and the plate.
3. Press "Power Switch" on the Panel and watch for the blue indicator light to turn on.
4. Set your time via the "T<sup>+</sup>" and "T<sup>-</sup>" buttons to the 5/10/15/30/45/ or 60 minute setting.
5. Set the Output via the "<" and ">" buttons in 30-degree increments.
6. Set the Advanced ERE™ to the one of three (3) working functions: Foot Massage Mode, Body Pressure Point Massage with Electro massage, or by combining different modes cycles for foot massage and body pressure with Electro-Pad.
7. There are four (4) Massage Method MODE's in total: Pound, Relax, Massage, and Auto Circulation, which can be set via the Panel or remote control.
8. Push Stop on the Panel and all indicators on the displayer should turn off.
9. At beginning and the end of the sessions, be sure to drink a glass of water to help flush out toxins.  
**(Please read instructional manual before usage)**

**Application:** Undressing is not required. For best results, loose fitting clothing is suggested.

**WARNING:** This device should NOT be used if you have or use any electronic medical instruments such as implanted heartbeat regulators, artificial hearts or lungs, or implanted pacemakers. Persons who are pregnant, nursing a baby, have a medical condition or are taking any prescription drugs should consult with your doctors before using.

## Convenience modes and functions



## Accessories



### Technical Parameters

**Power supply:** AC100-240V/50-60HZ

**Power:** <18W

**Dimensions:** 16"(L) x 14"(W) x 4"(H)

**Weight:** Approx. 6 lbs.

**Timing:** 5/10/15/30/45/60

**Operation Temp Range:** 32°F to 104°F (0°C to 40°C)

*These statements have not been evaluated by the Food and Drug Administration. This product is not intended to diagnose, treat, cure or prevent any disease.*

Call Today For More Information :

**HTE**

© 2008 All Rights Reserved.